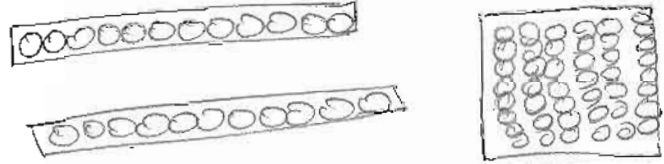
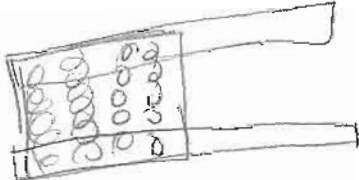
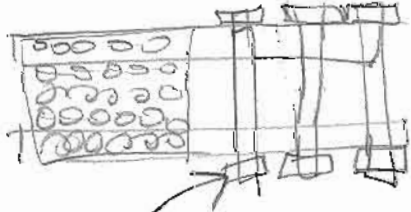
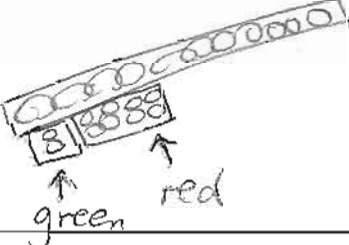
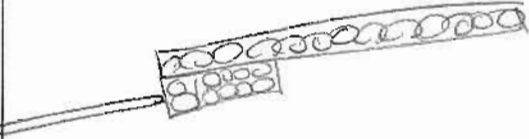
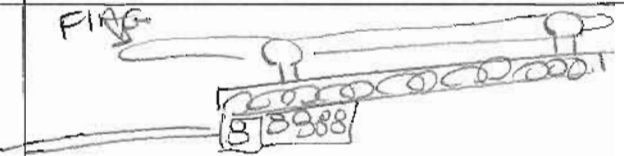
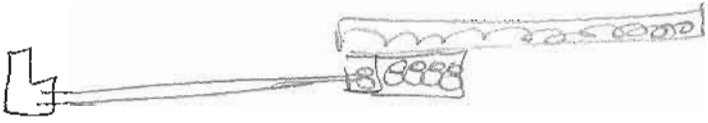


Name Your Invention: Product Group 1 **2** 3 4

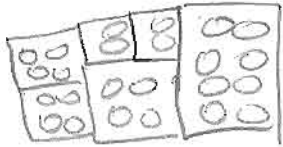
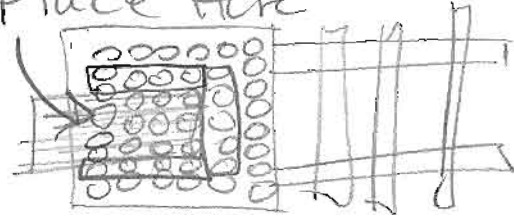
Instructions for Building the Latest Greatest:

*The Red Brick Boat Monitor*

Step	Instructions	Illustration
1.	Take 2 Long black pieces (15 holes long)  Flat red piece - 6x8.	
2.	place the red flat piece across the 2 black long pieces (long side wide)	
3.	Put 3 black rods (10 studs long) into 2nd, 5th & 8th holes of long black pieces Cap end of the rods w/ small gray bushels	

Step	Instructions	Illustration
4.	Take long grey piece (13 holes) Take Red Brick (3x2) Take Green piece for axle (1x2) Attach Bricks to grey piece	
5.	Put black rod (10 holes long) Insert the rod into the green block	
6.	Place black knob pieces in grey piece & attach flag	 <p style="text-align: right;">Side View</p>
7.	Attach an <sup>orange</sup> elbow piece to the bottom of the black rod	

Step	Instructions	Illustration
8.	On the 2nd shot, black rod, place black brick (1x2) w/ hole on the inside of the long black piece. Secure w/ 2x2 red brick on top.	
9.	Take J-shaped dark grey piece and attach to the mast w/ 3 black connectors on	
10.	Take 2 red bricks (1x4) Take 1 red brick (1x6) Attach them to the top of the flat red piece	
11.	3 grey bricks w/ holes 2 (1x3) 1 (1x5) 1 black brick w/ holes (1x5)	

Step	Instructions	Illustration
12.	4 Red Bricks: 1 (2x4) 3 (2x2) 2 (1x2)	
13.	Place red bricks on top of black & gray bricks & attach to flat red piece	
14.		
15.		