

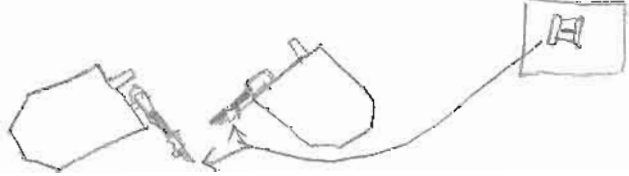
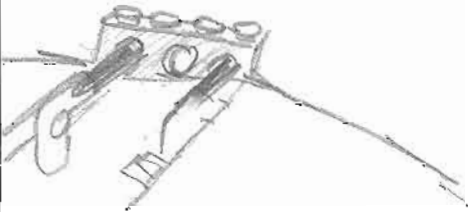
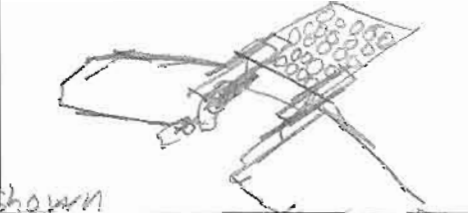



Name Your Invention: Product Group 1 2 3 **4**

Instructions for Building the Latest Greatest:

The Red Baron

Step	Instructions	Illustration
1.	Select 2 largest red pieces.	
2.	Attach connect # 6 (yellow + black) to stems, 1 per piece	
3.	Select 2- 1/2" black sticks and connect horizontally to connectors. 2 stick per connector and 2 little pieces 1 per stick	

Step	Instructions	Illustration
4.	Take 4 holed 1 by 4 and take the sticks through farthest holes	
5.	take 1 big red flat piece and put it on black holed brick as far away as long it's connecting, then take 2 1 by 6 and put on big red flat piece as shown	
6.	Take 2 long non-holed 1 by 10 and put on as shown 1 stud away from far edge. Next, take 2 side connector (bottom connector and side) and put on edge, then put on stick in middle of side connectors	
7.	put on umbrella on edge of empty side of stick, next take 2 by 4 white brick and connect the 2 1 by 6 together, next 2 red 1 by 4 and connect the 2 1 by 6 together as shown.	