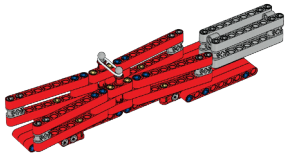
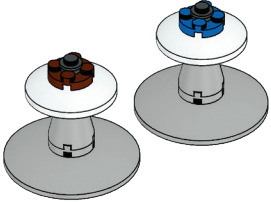


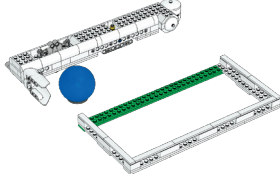
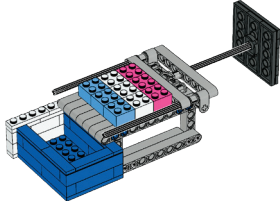
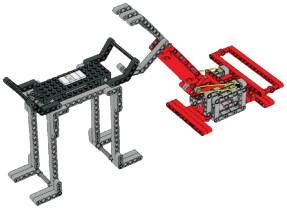
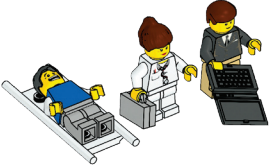
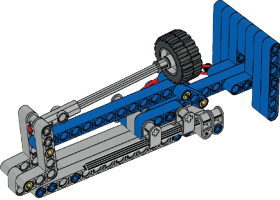

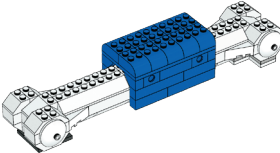
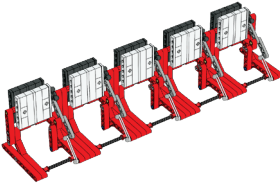




## Table Items Illustrated

With number of pages of instructions  
Use for overview and assembly planning

 <p>Artery and Stent 13 Pages</p>	 <p>Bionic Eyes 3 Pages</p>	 <p>Brain and Door 31 Pages</p>	 <p>Heart Pacemaker and Cardio Patch- 7 Pages</p>	 <p>Large Bone with Bridge and Ball- 37 Pages</p>	 <p>Medicine Dispense and Container- 15 Pages</p>
 <p>Patent and Mechanical Hand- 34 Pages</p>	 <p>People 2 Pages</p>	 <p>Pressure Tester 15 Pages</p>	 <p>Ramp and Syringe 21 Pages</p>	 <p>Small bone with Cast 18 Pages</p>	 <p>Tissues Areas 15 Pages</p>

We suggest your break your team up into groups of 2-3 and assign the elements from top to the bottom.

Notes: